

Campfire Songs for Ukulele: A Guide to Chords, Strumming, and Singing

In this guide, we'll teach you everything you need to know to play your favorite campfire songs on the ukulele. We'll start with the basics, including how to hold the ukulele, strum, and sing. Then we'll provide you with a list of popular campfire songs, complete with chords and lyrics. So grab your ukulele and let's get started!

How to Hold the Ukulele


The first step to playing the ukulele is to learn how to hold it properly. Here's a step-by-step guide:

1. Sit in a comfortable position with your feet flat on the floor.
2. Hold the ukulele in front of you with the neck pointing up.
3. Place your left hand on the neck, with your thumb behind the fretboard and your fingers resting on the strings.
4. Place your right hand on the body of the ukulele, with your thumb resting on the edge of the soundhole and your fingers extended over the strings.

How to Strum

Once you're holding the ukulele correctly, it's time to learn how to strum. Strumming is simply the motion of moving your right hand up and down over the strings. There are many different strumming patterns, but the most basic one is the down-up strum. To do this, simply move your right hand

down over the strings and then up over the strings. Repeat this motion continuously.



Campfire Songs for Ukulele: Strum & Sing with Family & Friends

★★★★☆ 4.4 out of 5

Language : English
File size : 37306 KB
Text-to-Speech : Enabled
Screen Reader : Supported
Enhanced typesetting : Enabled
Print length : 80 pages



How to Sing

Singing while playing the ukulele is a great way to accompany yourself and add to the atmosphere of your campfire gathering. However, it can be tricky to sing and play at the same time. Here are a few tips:

- Start by practicing singing and playing separately. Once you're comfortable with both, you can start to combine them.
- Choose songs that are easy to sing and play. Avoid songs with complex melodies or difficult chords.
- Use a metronome to help you stay in time.
- Don't be afraid to make mistakes! Everyone makes mistakes when they're first learning. Just keep practicing and you'll eventually get the hang of it.

Now that you know the basics, it's time to learn some popular campfire songs. Here's a list of 10 songs, complete with chords and lyrics:

1. "Campfire Song Song" by The Sing-Off

* Chords: C, G, Am, F * Lyrics: > Sit around the campfire > Si

2. "Kumbaya" by Traditional

* Chords: Am, F, C, G * Lyrics: > Kumbaya, my Lord, kumbaya >

3. "Wagon Wheel" by Darius Rucker

* Chords: G, C, D, Am * Lyrics: > Rollin', rollin', rollin' >

4. "Sweet Home Alabama" by Lynyrd Skynyrd

* Chords: C, G, D, Am * Lyrics: > Sweet home Alabama > Where t

5. "Brown Eyed Girl" by Van Morrison

* Chords: Am, F, C, G * Lyrics: > Hey, where did we go? > Days

6. "Stand by Me" by Ben E. King

* Chords: Am, F, C, G * Lyrics: > When the night has come > Ar

7. "Mr. Tambourine Man" by Bob Dylan


* Chords: Dm, G, C, F * Lyrics: > Hey, Mr. Tambourine Man, play a

8. "Blowin' in the Wind" by Bob Dylan

* Chords: G, C, D, Em * Lyrics: > How many times can a man turn h

9. "Imagine" by John Lennon

* Chords: C, G, Am, F * Lyrics: > Imagine there's no heaven </boc




Campfire Songs for Ukulele: Strum & Sing with Family & Friends

★★★★☆ 4.4 out of 5

Language : English
File size : 37306 KB
Text-to-Speech : Enabled
Screen Reader : Supported
Enhanced typesetting: Enabled
Print length : 80 pages


FREE

DOWNLOAD E-BOOK



Susan Rice: The Principles of Diplomacy

Susan Rice is a leading expert on diplomacy. She has served as the U.S. Ambassador to the United Nations and as National Security Advisor. In these roles, she...



The Symphony Listener's Guide: Unlocking the Beauty of Orchestral Music

Immerse yourself in the captivating world of symphonic music with our comprehensive Symphony Listener's Guide. Designed to illuminate the intricate layers of...