


# Desktop Digital Studio Sound on Sound: The Ultimate Guide

One of the most popular DAWs on the market is Sound on Sound's Desktop Digital Studio. This powerful software offers a wide range of features and tools that make it ideal for both beginners and experienced producers.

In this article, we'll take a closer look at Sound on Sound's Desktop Digital Studio and explore its many features. We'll also provide some tips and tricks for getting the most out of this software.

Sound on Sound's Desktop Digital Studio is a digital audio workstation (DAW) that allows you to record, edit, mix, and master audio. It offers a wide range of features and tools that make it ideal for both beginners and experienced producers.



## Desktop Digital Studio (Sound on sound) by Frank Lehman

★★★★☆ 4.5 out of 5

Language	: English
File size	: 2996 KB
Text-to-Speech	: Enabled
Screen Reader	: Supported
Enhanced typesetting	: Enabled
Word Wise	: Enabled
Print length	: 267 pages



Some of the most notable features of Desktop Digital Studio include:

- **Unlimited tracks:** You can record as many tracks as your computer can handle.
- **Multitrack editing:** You can edit multiple tracks simultaneously, making it easy to create complex arrangements.
- **MIDI sequencing:** You can create and edit MIDI sequences to control virtual instruments or hardware synthesizers.
- **Built-in effects:** Desktop Digital Studio includes a wide range of built-in effects, including EQs, compressors, and reverbs.
- **Support for VST plugins:** You can use third-party VST plugins to expand the capabilities of Desktop Digital Studio.

Desktop Digital Studio is available for both Mac and Windows. It's a powerful and versatile DAW that's perfect for anyone who wants to create professional-quality recordings.

Getting started with Sound on Sound's Desktop Digital Studio is easy. Simply download the software from the Sound on Sound website and install it on your computer. Once you've installed the software, you can launch it and create a new project.

The Desktop Digital Studio interface is clean and user-friendly. The main window is divided into three sections: the track view, the mixer view, and the transport controls.

The track view displays all of the tracks in your project. You can use the track view to record, edit, and mix your tracks.

The mixer view allows you to control the volume, panning, and effects for each track. You can also use the mixer view to create submixes and send tracks to external hardware.


The transport controls allow you to control the playback of your project. You can use the transport controls to start, stop, rewind, and fast forward your project.

Here are a few tips and tricks for getting the most out of Sound on Sound's Desktop Digital Studio:

- **Use the built-in effects:** Desktop Digital Studio includes a wide range of built-in effects that can help you improve the sound of your recordings. Experiment with different effects to see how they sound on your tracks.
- **Use VST plugins:** VST plugins can be used to expand the capabilities of Desktop Digital Studio. There are thousands of VST plugins available, so you can find plugins that can help you with everything from EQ and compression to reverb and delay.
- **Learn the keyboard shortcuts:** Desktop Digital Studio has a number of keyboard shortcuts that can help you speed up your workflow. Learn the most common keyboard shortcuts so you can quickly access the features you need.
- **Take advantage of the user manual:** Desktop Digital Studio comes with a comprehensive user manual that can help you learn how to use the software. Take some time to read the user manual so you can get the most out of the software.

Sound on Sound's Desktop Digital Studio is a powerful and versatile DAW that's perfect for anyone who wants to create professional-quality recordings. With its wide range of features and tools, Desktop Digital Studio can be used to record, edit, mix, and master music of all genres.


If you're looking for a DAW that's easy to use and powerful enough to handle even the most complex projects, then Sound on Sound's Desktop Digital Studio is the perfect choice for you.



## Desktop Digital Studio (Sound on sound) by Frank Lehman

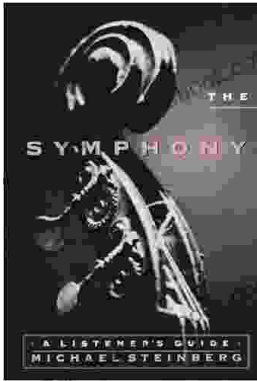
★★★★☆ 4.5 out of 5

Language : English  
File size : 2996 KB  
Text-to-Speech : Enabled  
Screen Reader : Supported  
Enhanced typesetting : Enabled  
Word Wise : Enabled  
Print length : 267 pages



## Susan Rice: The Principles of Diplomacy

Susan Rice is a leading expert on diplomacy. She has served as the U.S. Ambassador to the United Nations and as National Security Advisor. In these roles, she...



## **The Symphony Listener's Guide: Unlocking the Beauty of Orchestral Music**

Immerse yourself in the captivating world of symphonic music with our comprehensive Symphony Listener's Guide. Designed to illuminate the intricate layers of...