


# Ukulele Beginner to Brilliant: Unleashing Your Musical Potential

Prepare yourself to embark on an extraordinary musical journey as we dive into the enchanting world of the ukulele. Whether you're a novice yearning to strum your first chords or an aspiring musician seeking to elevate your skills, this comprehensive guide will empower you with the knowledge and techniques to master this beloved instrument.

The ukulele, with its alluring blend of portability and versatility, has captivated countless hearts worldwide. Its cheerful melodies and ease of learning make it an ideal choice for beginners, while its boundless musical possibilities challenge even seasoned virtuosos.



## UKULELE BEGINNER TO BRILLIANT BOOK 2: INTERMEDIATE: A COMPLETE METHOD FOR PLAYING THE UKULELE (UKULELE: BEGINNER TO BRILLIANT)

by Sarah Zacharias Davis

★★★★☆ 4.1 out of 5

Language : English

File size : 7251 KB

Lending : Enabled

Print length : 226 pages

Screen Reader : Supported



## Getting Started: Choosing the Perfect Ukulele



The first step on your ukulele adventure is selecting the right instrument. Consider your hand size, musical preferences, and budget when making your choice.

- **Soprano:** The smallest and most popular ukulele, known for its bright, cheerful sound.
- **Concert:** Slightly larger than the soprano, offering a richer, fuller tone.
- **Tenor:** A larger ukulele with deeper, resonant notes, suitable for strumming and fingerpicking.
- **Baritone:** The largest and lowest-pitched ukulele, reminiscent of a guitar's sound.

## Fundamental Techniques: Mastering the Strum

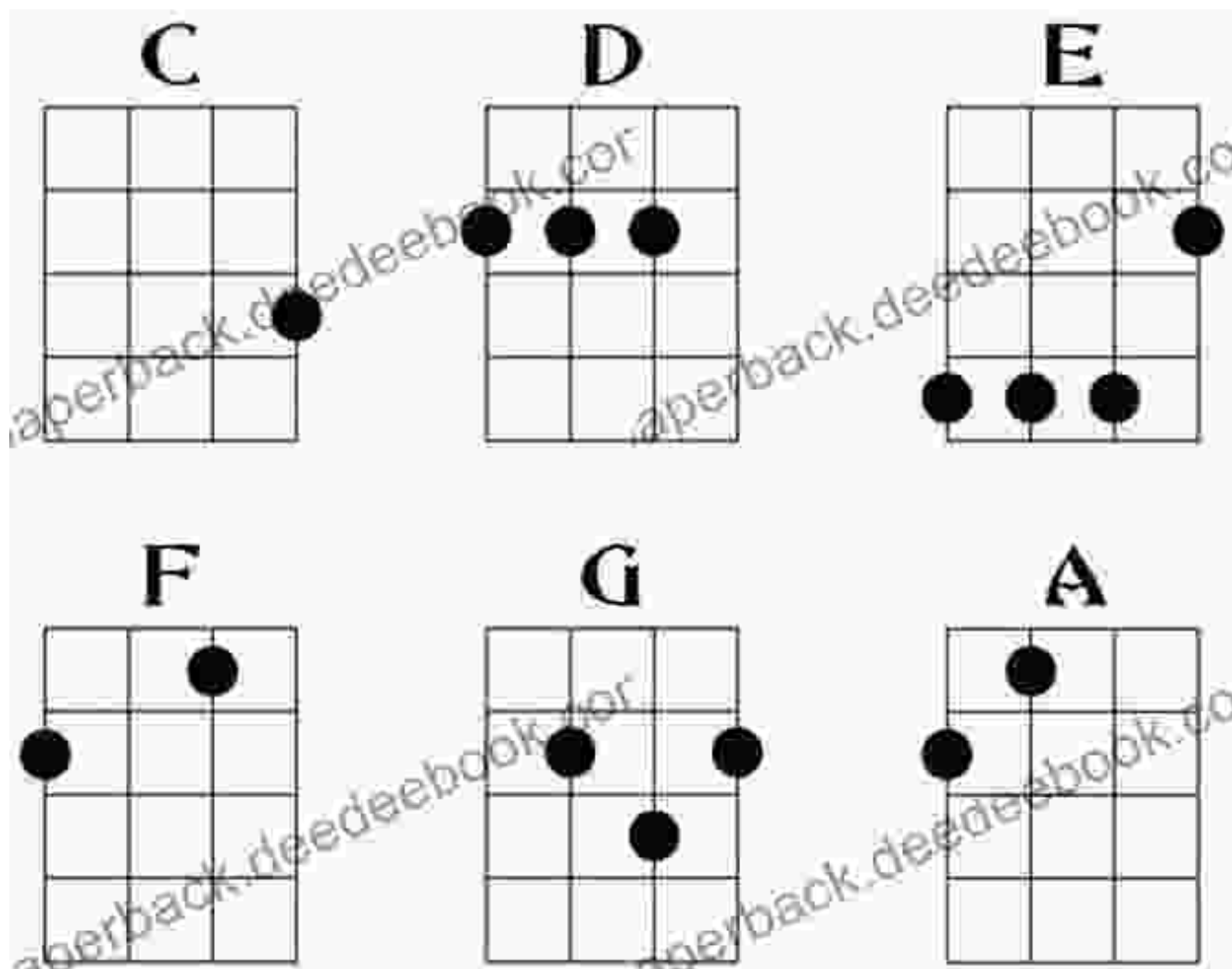


Discover a range of strumming patterns to add rhythm and groove to your playing.

Embarking on the strumming journey, you will learn a repertoire of essential patterns that form the foundation of ukulele playing.

- **Down Strum:** A basic strum that involves striking the strings in a downward motion.
- **Up Strum:** The opposite of down strum, moving the pick or fingertip upward.
- **Alternate Strum:** Alternating between down and up strums to create a steady rhythm.
- **Rasgueado:** A more advanced technique involving a rapid succession of down and up strums.

## Exploring Chords: Unlocking Melodies and Harmony



Venturing beyond strumming, you will delve into the realm of chords, the building blocks of melody and harmony. These combinations of notes, played together, create the foundation upon which countless songs are built.

Begin with simple chords like C, G, Am, and F, and gradually progress to more complex formations as your skills grow.

## Fingerpicking: Embracing Precision and Expression



Unleash the expressive power of your fingers and bring melodies to life.

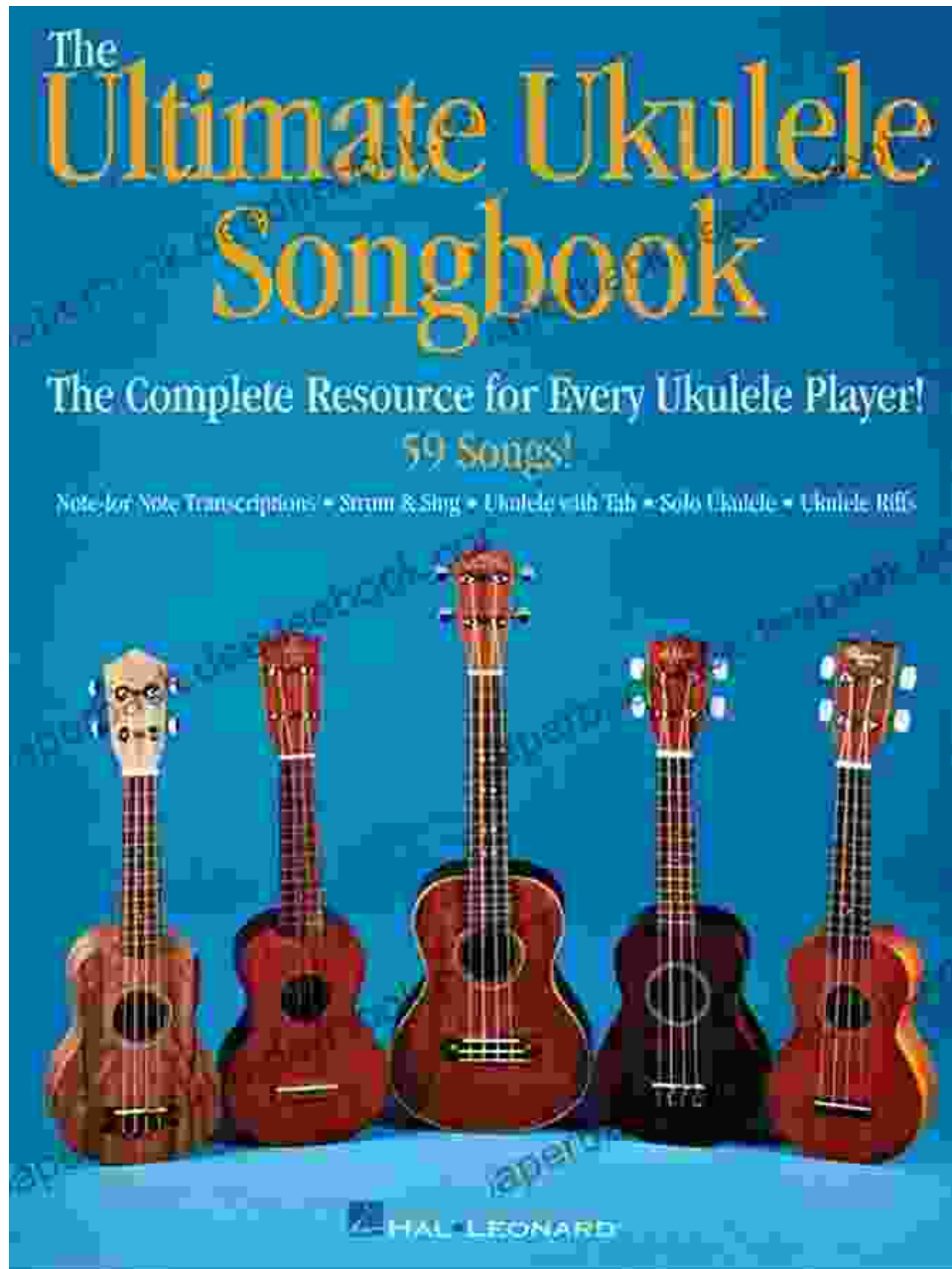
For those seeking to elevate their playing, fingerpicking opens a world of intricate melodies and expressive solos.

Using your thumb and fingers, you will learn to pluck individual strings, creating a more delicate and nuanced sound. Popular fingerpicking patterns include:

- **Travis Picking:** A syncopated, fingerstyle technique with a distinctive rhythmic flavor.
- **Melody Picking:** Creating solo melodies by plucking the strings in a sequential pattern.

- **Arpeggios:** Breaking chords into individual notes, adding a sparkling, flowing effect to your playing.

## **Songbook: A Melodious Journey through Ukulele Classics**



Embellish your learning journey with a curated songbook specifically designed for ukulele players. This essential resource will provide you with:

- Step-by-step chord diagrams and lyrics
- A mix of popular, folk, and traditional songs
- Songs arranged in progressive difficulty levels

## **Practice Regularly: The Key to Mastery**

As with any endeavor, consistent practice is the key to unlocking your full potential on the ukulele. Dedicate time each day to practicing, even for short periods.

Focus on mastering the fundamentals, experiment with different techniques, and challenge yourself with new songs. Your progress will be gradual, but with dedication and perseverance, you will reach heights you never imagined.

## **Additional Tips for Ukulele Mastery**


- **Find a Teacher:** A qualified ukulele teacher can accelerate your progress and provide personalized guidance.
- **Join a Group:** Playing with others fosters motivation and inspiration.
- **Listen to Music:** Immerse yourself in ukulele-based music to develop your ear and learn from others.
- **Record Yourself:** Identify areas for improvement by listening back to your playing.
- **Be Patient and Persistent:** Learning an instrument takes time and effort. Embrace the journey and enjoy the process.

**: Your Ukulele Adventure Awaits**

Embarking on this ukulele adventure will not only equip you with a new musical skill but also open up a world of creativity and joy.

Whether you strum along to your favorite tunes, fingerpick intricate melodies, or write your own songs, the ukulele will become an extension of your musical expression.

So, pick up your ukulele today, embrace the learning process, and embark on a journey of musical discovery that will enrich your life for years to come.



## UKULELE BEGINNER TO BRILLIANT BOOK 2: INTERMEDIATE: A COMPLETE METHOD FOR PLAYING THE UKULELE (UKULELE: BEGINNER TO BRILLIANT)

by Sarah Zacharias Davis

★★★★☆ 4.1 out of 5

Language : English

File size : 7251 KB

Lending : Enabled

Print length : 226 pages


Screen Reader : Supported

FREE

DOWNLOAD E-BOOK







## **Susan Rice: The Principles of Diplomacy**

Susan Rice is a leading expert on diplomacy. She has served as the U.S. Ambassador to the United Nations and as National Security Advisor. In these roles, she...



## **The Symphony Listener's Guide: Unlocking the Beauty of Orchestral Music**

Immerse yourself in the captivating world of symphonic music with our comprehensive Symphony Listener's Guide. Designed to illuminate the intricate layers of...