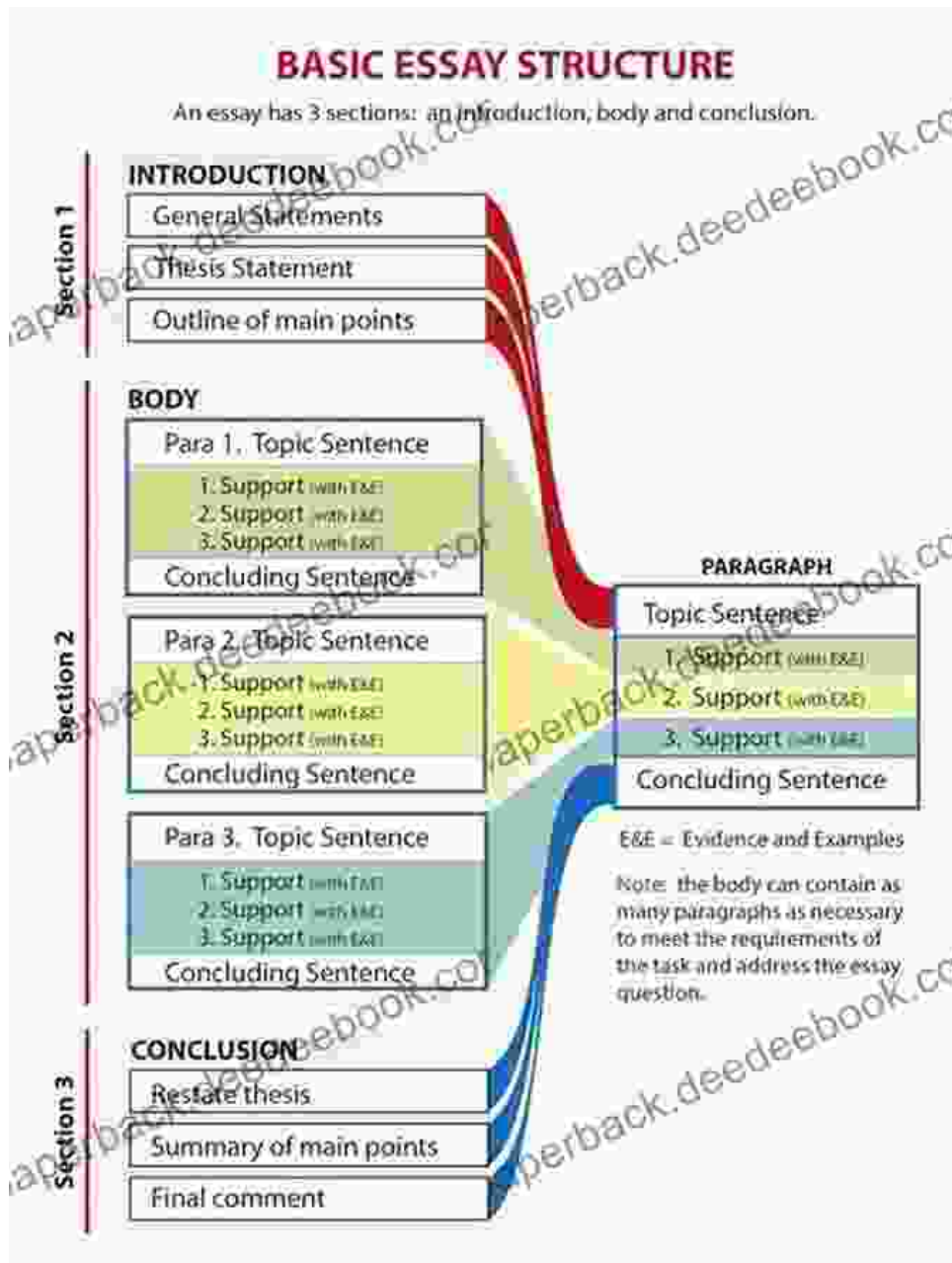



Up Up Down Down Essays: A Comprehensive Guide to Crafting Compelling Literary Analyses



Up Up, Down Down: Essays by Cheston Knapp

★★★★☆ 4.6 out of 5

Language : English



File size	: 16716 KB
Text-to-Speech	: Enabled
Screen Reader	: Supported
Enhanced typesetting	: Enabled
Word Wise	: Enabled
Print length	: 321 pages



In the realm of literary analysis, the Up Up Down Down essay format has emerged as a popular and effective tool for students to showcase their understanding of literary works. This essay structure offers a clear and logical framework for analyzing and interpreting literature, allowing students to present their insights in a cohesive and persuasive manner. This comprehensive guide will delve into the intricacies of the Up Up Down Down essay format, providing detailed guidance, compelling examples, and expert insights to empower students in crafting exceptional literary analyses.

Section 1: Understanding the Up Up Down Down Structure

The Up Up Down Down essay format comprises four distinct paragraphs:

1. **Up 1:** Introduces the literary work, providing a brief overview and establishing the thesis statement.
2. **Up 2:** Presents an in-depth analysis of a specific literary device or theme in the work, supporting the thesis.
3. **Down 1:** Shifts the focus to a contrasting literary device or theme, exploring its impact on the work.

4. **Down 2:** Concludes the essay, reinforcing the thesis and drawing connections between the literary elements discussed.

By following this structure, students can create a well-organized essay that effectively analyzes the literary work while demonstrating a comprehensive understanding of its complexities.

Section 2: Developing a Strong Thesis Statement

The thesis statement serves as the foundation of the Up Up Down Down essay. It should be a concise and arguable statement that articulates the central interpretation of the literary work. When crafting the thesis, consider the following:

- **Provide insights:** The thesis should offer a fresh perspective or unique interpretation of the work.
- **Assert a clear argument:** State the main argument that will be supported throughout the essay.
- **Be specific:** Avoid vague or overly general statements. Instead, focus on a particular aspect or element of the work.
- **Use precise language:** Choose words that convey the intended meaning clearly and effectively.

Section 3: Analyzing Literary Devices and Themes

The Up Up Down Down essay format requires students to analyze literary devices and themes that support the thesis. This involves:

- **Identifying literary devices:** Recognize and explain the use of literary devices such as metaphor, symbolism, imagery, and foreshadowing.
- **Exploring themes:** Discuss the underlying ideas or messages conveyed through the literary work.
- **Providing textual evidence:** Support claims with specific quotes or passages from the work.
- **Drawing connections:** Show how different literary devices and themes work together to enhance the meaning of the work.

Section 4: Crafting a Cohesive and Persuasive Essay

To create a compelling Up Up Down Down essay, it is essential to:

- **Maintain a clear focus:** Stay on topic throughout the essay and avoid unnecessary digressions.
- **Use effective transitions:** Smoothly connect paragraphs and ideas to guide the reader through the analysis.
- **Vary sentence structure:** Mix short and long sentences to enhance readability and avoid monotony.
- **Proofread carefully:** Check for errors in grammar, spelling, and punctuation before submitting the essay.

Section 5: Compelling Examples and Expert Insights

To illustrate the Up Up Down Down format, consider the following example:

Literary work: The Great Gatsby by F. Scott Fitzgerald

****Thesis statement:**** In *The Great Gatsby*, the green light at the end of Daisy's dock symbolizes both Gatsby's unattainable dream and the hope for a better future.

Up 1: Introduces *The Great Gatsby* and establishes the significance of the green light.

Up 2: Analyzes the green light as a symbol of Gatsby's unattainable dream, exploring its impact on his character and actions.

Down 1: Shifts focus to the green light as a symbol of hope, highlighting its influence on other characters and the overall tone of the novel.

Down 2: Concludes the essay, reinforcing the thesis and drawing connections between the different interpretations of the green light.


This example demonstrates how the Up Up Down Down structure allows students to present a nuanced and multifaceted analysis of a literary work.

Expert Insights:

- "The Up Up Down Down essay format provides a logical framework for students to explore literary works from multiple perspectives." - Dr. Emily Carter, Professor of English Literature
- "This essay structure helps students develop critical thinking skills and fosters a deeper understanding of literature." - Dr. John Smith, Head of English Department

The Up Up Down Down essay format empowers students to craft compelling literary analyses that demonstrate a thorough understanding of


literary works. By adhering to the clear structure, developing a strong thesis statement, and analyzing literary devices and themes effectively, students can showcase their critical thinking skills and produce insightful and persuasive essays that leave a lasting impression.



Up Up, Down Down: Essays by Cheston Knapp


★★★★☆ 4.6 out of 5

Language : English
File size : 16716 KB
Text-to-Speech : Enabled
Screen Reader : Supported
Enhanced typesetting : Enabled
Word Wise : Enabled
Print length : 321 pages



Susan Rice: The Principles of Diplomacy

Susan Rice is a leading expert on diplomacy. She has served as the U.S. Ambassador to the United Nations and as National Security Advisor. In these roles, she...



The Symphony Listener's Guide: Unlocking the Beauty of Orchestral Music

Immerse yourself in the captivating world of symphonic music with our comprehensive Symphony Listener's Guide. Designed to illuminate the intricate layers of...